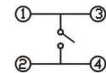
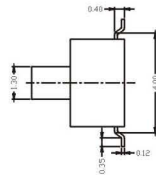
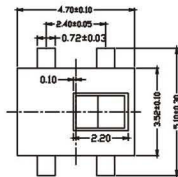
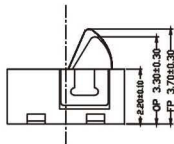


DS-1613



Circuit diagram

1. Rating: 12V DC 10mA
2. Free Position : 3.7 ± 0.2 mm
3. Operating Position : 3.3 ± 0.2 mm
4. Contact resistance: $100 \text{m} \Omega$ max
5. Insulation resistance: $100 \text{M} \Omega$ min
6. Operating life: 50,000 cycles



Pad Layout

